

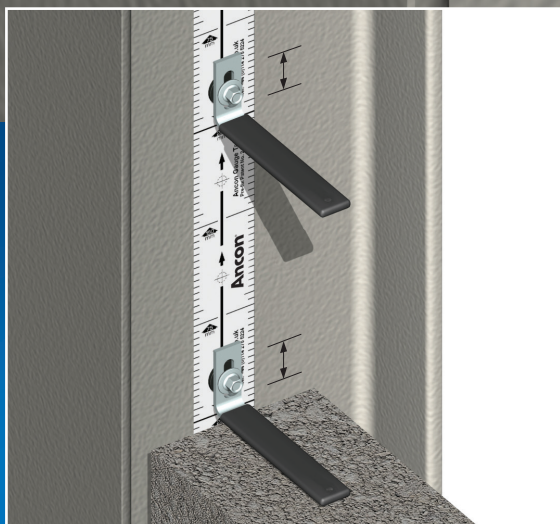
*** Adheres to steel, timber, concrete or masonry**

Pre-fix frame cramps to an accurate masonry gauge with


Gauge Tape

Gauge Tape is applied directly to the structural frame*. The repetitive pattern illustrates the standard 225mm brick/block gauge and clearly indicates the fixings position for frame cramps.

- Maintains accurate masonry coursing
- Accelerates the speed of construction
- Allows more than one elevation to be constructed simultaneously
- Enables pre-build checks to ensure frame cramps are correctly located & securely fixed



The **Ancon ISO-TW Washer** provides vertical adjustment to slot-ended frame cramps, without affecting the integrity of the fixing



Ancon®

Pre-fix frame cramps to an accurate masonry gauge

Gauge Tape

Ancon Gauge Tape features the standard 225mm brick/block gauge and clearly indicates the fixing position of frame cramps.

It is applied directly to the structural frame. Frame cramps are fixed where indicated and masonry is built with each course aligned to the 75mm, 150mm or 225mm lines of the tape.

Ancon Gauge Tape provides a visual reference that aids accurate coursing and improves the quality of the external finish. Use of the tape can also accelerate the speed of construction. It allows frame cramps to be fixed at accurate vertical centres for the full height of an elevation in advance of the masonry being built. Pre-fixing frame cramps allows bricklayers to concentrate on their trade and is recognised to increase work rate. Pre-build checks can be made to ensure wall restraints are located correctly and securely fixed.

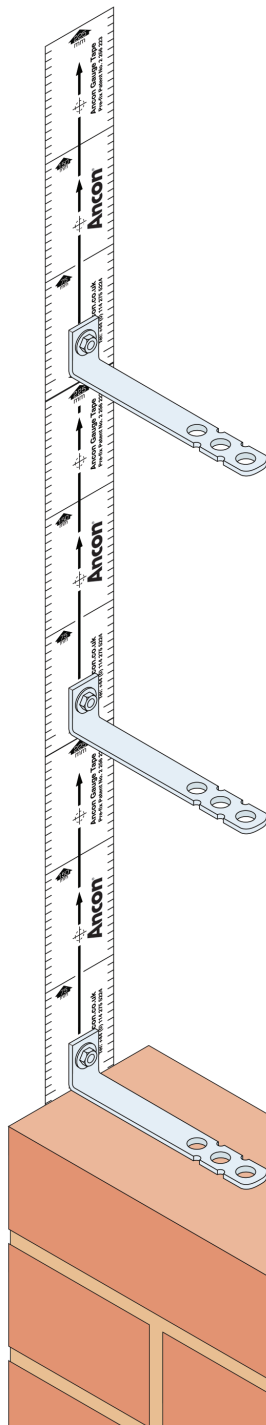
Whole sections of masonry can be raised without time consuming re-adjustments. More than one elevation can be worked on simultaneously, increasing productivity and resulting in faster weatherproof structures.

Ancon Gauge Tape is hardwearing and waterproof. It is produced on high quality laminated film and supplied in 33 metre rolls.

Patent No. 2 256 223

Fixing Instructions

- Mark a datum line for the first course of masonry on each column
- Starting at the datum line with the tape at 0/225mm, fix Gauge Tape directly to the structural frame, ensuring the surface is free from debris
- The tape should be fixed in lengths of 3 metres which is normally high enough for two lifts of brickwork
- Fix frame cramps as indicated (the outstanding leg should be 5mm above the 225mm mark to be central in the mortar joint)
- Build the masonry with each course aligned to the 75mm, 150mm or 225mm lines of the tape




Ancon ISO-TW Washer

The Ancon ISO-TW Washer enables frame cramps to be vertically adjusted to suit the exact location of mortar joints.

Designed for use with Ancon frame cramps referenced __ V (e.g. SPV as illustrated below), this washer allows adjustment within the 30mm range of the slot, without affecting the integrity of the fixing.

In addition, the Ancon ISO-TW Washer prevents bi-metallic corrosion in steel frame construction by separating the stainless steel frame cramp from the mild steel frame.



Notes

Tape Applicator

Applicators are available to ease installation and to prevent 'drag' of the tape. Contact Ancon for information.

Steel Columns

As soon as steel columns are erected, lined and levelled, the tape can be fixed down to foundation level. This enables any deviations to be instantly corrected. Frame cramps may be fixed to the column using the tape as the isolation material.

Ancon®

Ancon Ltd

President Way, President Park, Sheffield S4 7UR

Tel: +44 (0) 114 275 5224

Email: info@ancon.co.uk

Visit: www.ancon.co.uk